

ANNUAL REPORT



an
n
o
n







CONTENTS

| | |
|---|----|
| LETTER FROM THE CHAIR..... | 4 |
| BOARD MEMBERS | 6 |
| FULBRIGHT PROGRAMS | 8 |
| FULBRIGHT ORGANIZATIONS..... | 10 |
| BINATIONAL EDUCATIONAL FOUNDATIONS AND COMMISSIONS | 12 |
| YEAR IN REVIEW | 16 |
| FULBRIGHT STORIES | 18 |
| FULBRIGHT BY THE NUMBERS..... | 22 |

FULBRIGHT BOARD LEADERSHIP'S STATEMENT FOR 2022 ANNUAL REPORT



IT IS OUR GREAT HONOR AND PRIVILEGE TO PRESENT THE
FULBRIGHT FOREIGN SCHOLARSHIP BOARD'S ANNUAL
REPORT FOR 2022 — A YEAR IN WHICH FULBRIGHT
PARTICIPANTS AROUND THE WORLD EMBRACED
OPPORTUNITIES FOR FACE-TO-FACE CONNECTIONS IN
WAYS THAT WERE NOT POSSIBLE DURING THE HEIGHT OF
THE COVID-19 PANDEMIC.



It also was a year of transition on the Fulbright Board, with seven new members joining the Board and the “passing of the baton” to new Board leadership. We are grateful to our predecessors for their contributions to the global Fulbright Program, especially Secretary Alphonso Jackson who served as Interim Chair of the Board for several months during 2022.

The following report showcases the rich diversity and proud legacy of the Fulbright Program. We celebrated a series of milestones at Fulbright Commissions around the world. From Indonesia to Colombia, Germany to Sri Lanka, and everywhere in between, Fulbright participants celebrated the achievements of program alumni and wrote their own chapters in the grand story of the Fulbright Program. It is one that now boasts 89 Pulitzer Prize winners, 80 MacArthur Fellows, 62

Nobel Prize awardees, and 41 heads of state (including Prime Minister Rishi Sunak of the United Kingdom) as Fulbright Program alumni, among many other distinguished participants. The Fulbright Program remains incredibly strong and creates enduring connections that perpetuate the Program’s goal of facilitating mutual understanding and the exchange of ideas among the people of the United States and the people of other countries around the globe.

One of the greatest strengths of the Fulbright Program is the diversity of Fulbright participants. This diversity comes in all forms — such as ethnic, religious, racial, sexual orientation and gender expression, and geographical diversity. The Board remains focused on removing all barriers that may dissuade academically talented and motivated individuals from pursuing Fulbright awards. One powerful way to cultivate a diverse applicant pool is to increase the number of

higher education institutions that actively participate in the Fulbright Program. We are pleased to report that the number of higher education institutions in the United States that generate and host Fulbright awardees has expanded from approximately 450 in 2002 to more than 700 in 2022.

The Fulbright Program attracts individuals with a broad range of academic interests, political perspectives, and artistic passions. There is something for everyone — from seeking solutions to global problems like climate change through the Fulbright Arctic Initiative, to strengthening language acquisition through English and foreign language teaching assistantships, to the vibrant research of Fulbright scholars searching for truth in philosophy, art, religion, and science. These are just a few examples of the vast reach and breadth of the Fulbright Program that includes students, scholars, professors, K–12 teachers, artists, and professionals of all backgrounds to study, teach, or pursue important research and professional projects.

We would be remiss if we did not acknowledge the political and financial support of our partners around the world who enable the Fulbright Program to thrive. In the United States, the broad-based, bipartisan Congressional support of the Fulbright Program is unwavering,

and U.S. higher education institutions in all 50 states, along with the District of Columbia and all U.S. territories, play an indispensable role in helping Fulbright participants realize their dreams. Partner governments in 177 countries make significant financial and in-kind contributions to the Fulbright Program to expand educational opportunities for their own citizens and U.S. citizens alike. The leaders and staff of 49 binational Fulbright Commissions, U.S. Embassy public diplomacy sections, U.S. cooperating agencies, and the State Department’s Bureau of Educational and Cultural Affairs all work together to nurture mutual understanding through the power of international educational and cultural exchange.

Along with our fellow Board members, we are grateful for being able to play a role in the Fulbright Program’s ongoing effort to make the world a more stable, peaceful, and safer place. As you will read in this report, the Fulbright Program remains as vibrant, meaningful, and impactful as ever.

Sincerely,

Donna Brazile

Chair, Fulbright Foreign Scholarship Board

Michael Trager

Vice Chair, Fulbright Foreign Scholarship Board


BOARD MEMBERS



Donna Brazile, Chair



Michael Trager, Vice Chair



Jim Berman



Alphonso Jackson



Jennifer Lin



Derek Lyons



James Costos



Carmen Estrada-Schaye



Bill Freeman



Andrew Olmem



Will Ruger



Amy Swonger

FULBRIGHT PROGRAMS

U.S. DEPARTMENT OF STATE

FULBRIGHT STUDENT PROGRAM

For U.S. and non-U.S. graduate students, graduating seniors, artists, and early-career professionals. In addition to traditional study and research grants, this program model includes:

The Fulbright English Teaching Assistant (ETA) Program

Places U.S. students as English teaching assistants in schools or universities overseas and supports individual study or research projects.

The Fulbright Foreign Language Teaching Assistant (FTLA) Program

Provides non-U.S. teachers of English the opportunity to refine their pedagogical skills by teaching their native language

and thus strengthening foreign language instruction at U.S. colleges and universities.

FULBRIGHT SCHOLAR PROGRAM

For U.S. and non-U.S. scholars, artists, and established professionals to lecture and/or conduct research in a wide variety of academic and professional fields, including the humanities, social sciences, physical sciences, and business administration. Also included in this program model are:

The Fulbright Specialist Program

Sends U.S. academics and established professionals to engage in two- to six-week consultancies at host institutions, including universities, nonprofits, and other organizations,

around the world to build capacity and promote long-lasting linkages between individuals and institutions in the United States and abroad.

The Fulbright Scholar-in-Residence Program

Brings foreign scholars to lecture in institutions and assist with curriculum-development efforts for up to one academic year at U.S. colleges and universities.

THE FULBRIGHT TEACHER EXCHANGE PROGRAMS

The Fulbright Teacher Exchange Programs provide opportunities for U.S. and international K–12 educators to develop their educational practice and bring global knowledge, skills, and perspectives to their classrooms and schools. Through exchange and

U.S. DEPARTMENT OF EDUCATION

The Fulbright-Hays Programs are administered and funded by the U.S. Department of Education. Fulbright-Hays Programs provide funding to strengthen the capability and performance of American education in foreign languages, cultural understanding, area and international studies, and research. In 2022, Fulbright-Hays Programs supported a total of 485 American educators, students, and/or education administrators, who received their support through U.S. institutions of

higher education, organizations, or interagency agreements. There are currently four Fulbright-Hays Programs:

The Fulbright-Hays Doctoral Dissertation Research Abroad (DDRA) Program

The DDRA Program provides grants to institutions of higher education, funding individual doctoral students to conduct dissertation research in other countries in modern foreign languages and area studies for six to twelve months.

The Fulbright-Hays Faculty Research Abroad (FRA) Program

The FRA Program funds fellowships through institutions of higher education to faculty members, to maintain and improve their modern foreign languages and area studies skills by conducting research abroad for periods of three to twelve months.



PULITZER PRIZE
RECIPIENTS



HEADS OF STATE
OR GOVERNMENT




U.S. PRESIDENTIAL MEDAL
OF FREEDOM RECIPIENTS

professional learning programs, teachers improve educational outcomes and prepare today's youth for success in a globalized, interconnected world. Each year, approximately 400 educators, from the United States and over 75 other countries, participate in these exchanges, and reach more than 75,000 students annually when they return to their classrooms. Over the course of their careers, they will influence more than 1 million students.

THE HUBERT H. HUMPHREY FELLOWSHIP PROGRAM

The Hubert H. Humphrey Fellowship Program, a Fulbright exchange, enhances leadership among international professionals who collaborate to address local and global challenges and foster change for the collective good. Through academic study and professional development with U.S. counterparts, this growing global network shares best practices and builds expertise in fields of critical importance to advance societal and institutional capacity, promote human rights and freedoms, ensure sustainable environments, and develop thriving communities.



NOBEL PRIZE
LAUREATES



MACARTHUR FOUNDATION
FELLOWS

The Fulbright-Hays Group Projects Abroad (GPA) Program

The GPA Program provides grants to institutions of higher education, state departments of education, private nonprofit educational organizations, or combinations thereof to conduct overseas group projects designed to develop and improve modern foreign languages and area studies throughout the educational structure of the United States.

The Fulbright-Hays Seminars Abroad Program

The Fulbright-Hays Seminars Abroad Program supports incorporating international content into K–12 and postsecondary curricula by providing short-term seminars abroad for U.S. educators to improve their understanding and knowledge of the peoples and cultures of other countries.



KENNEDY CENTER HONOREES

SOPRANO RENÉE FLEMING (2023)
COMPOSER PHILIP GLASS (2018)
PLAYWRIGHT EDWARD ALBEE (1996)
COMPOSER AARON COPLAND (1979)

FULBRIGHT ORGANIZATIONS



PRINCIPAL ORGANIZATIONS

Fulbright Foreign Scholarship Board

The Fulbright Foreign Scholarship Board was created by the U.S. Congress to supervise the Fulbright Program. Appointed by the President of the United States, the Board is composed of 12 members drawn from academic, cultural, and public life. The intent was to establish an impartial and independent body which would ensure the respect and cooperation of the academic world for the educational exchange program, particularly in the selection of grantees and educational institutions qualified to participate. The Board sets policies and procedures for the administration of the Program, has final responsibility for approving the selection of all grantees, and supervises the conduct of the Program both in the United States and abroad.

U.S. Department of State

The U.S. Department of State's Bureau of Educational and Cultural Affairs (ECA) is authorized by the Fulbright-Hays Act to execute the Fulbright Program. ECA has responsibility for the budgetary and financial management of the Program, and engagement with foreign governments on behalf of the Fulbright Program. ECA also has primary responsibility for managing, coordinating, and overseeing the Program, under policy guidance established by the Fulbright Foreign Scholarship Board.

Binational Fulbright Commissions

Binational Commissions are independent, nonprofit organizations that engage in joint program planning, decision-making, and management of the Fulbright Program between the United States and the partner countries where they are located. There are currently 49 Fulbright Commissions, whose boards are composed of equal numbers of resident Americans and partner-country nationals, including government representatives. Commissions recommend candidates, raise funds, engage alumni, and in many countries, operate an information service on higher education in the United States or implement other educational exchange programs.

U.S. Embassies

In countries where no Binational Commission is present, the U.S. embassy administers the Fulbright Program, with the U.S. Public Affairs Officer or Cultural Affairs Officer assuming primary responsibility and coordination duties with host-government counterparts.

U.S. Department of Education

The Fulbright-Hays Program — a Fulbright Program funded by a Congressional appropriation to the U.S. Department of Education — awards grants to individual U.S. K–14 pre-teachers, teachers, and administrators, doctoral candidates, and postdoctoral faculty, as well as to U.S. institutions and organizations. Funding supports research and training efforts overseas, which focus on non-Western foreign languages and area studies.

SUPPORTING ORGANIZATIONS

Fulbright Association

The Fulbright Association is the official alumni association for U.S. participants of the Fulbright Program, with more than 7,000 individual members and 215 institutional members. A nonprofit organization based in Washington, D.C., the Association works to advocate for the Fulbright Program and promote international education. The Association and its



50 affiliated chapters sponsor a wide variety of special events (the Fulbright Prize, an annual conference, and cultural and educational events), travel programs, and networking opportunities to connect Fulbrighters nationally and internationally, extending the exchange experience.

Fulbright Alumni Organizations Abroad

More than 70 countries have Fulbright alumni organizations that maintain ties among those who have had Fulbright experiences. They host social, cultural, and community service activities, welcome U.S. Fulbrighters to their communities, and often conduct fundraising to increase the number of Fulbright awards. These associations play an important role in raising the profile of the Fulbright Program abroad.

COOPERATING ORGANIZATIONS

The U.S. Department of State enters into agreements with several nonprofit organizations to implement the Fulbright Program in the United States and abroad.

Institute of International Education, Inc. (IIE)

IIE administers the Fulbright Scholar and Fulbright Student Programs on behalf of ECA. In addition, IIE administers the Hubert H. Humphrey Fellowship Program.

Academic and Professional Programs for the Americas (LASPAU)

LASPAU administers a portion of the Fulbright Foreign Student Program for Latin America and the Caribbean.

America-Mideast Educational and Training Services, Inc. (Amideast)

Amideast administers portions of the Fulbright Program in the Middle East and North Africa.

International Research and Exchanges Board (IREX)

IREX administers the Fulbright Teacher Exchange Programs for U.S. and foreign educators.

World Learning

World Learning administers the Fulbright Specialist Program on behalf of ECA.

BINATIONAL EDUCATIONAL FOUNDATIONS AND COMMISSIONS

| COUNTRY | AGREEMENT SIGNED | BINATIONAL EDUCATIONAL FOUNDATION/COMMISSION |
|----------------------|------------------|--|
| ARGENTINA | 1956 | Commission for Educational Exchange Between the United States of America and Argentina |
| AUSTRALIA | 1949 | Australian-American Fulbright Commission |
| AUSTRIA | 1950 | Austrian-American Educational Commission |
| BELGIUM & LUXEMBOURG | 1948 | Commission for Educational Exchange Between the United States, Belgium and Luxembourg |
| BRAZIL | 1957 | Commission for Educational Exchange Between the United States of America and Brazil |
| BULGARIA | 1992 | Bulgarian-American Commission for Educational Exchange |
| CANADA | 1990 | Foundation for Educational Exchange Between Canada and the United States of America |
| CHILE | 1955 | Commission for Educational Exchange Between the United States of America and Chile |
| COLOMBIA | 1957 | Commission for Educational Exchange Between the United States of America and Colombia |
| CZECH REPUBLIC | 1991 | J. William Fulbright Commission for Educational Exchange in the Czech Republic |
| DENMARK | 1951 | Fulbright Denmark |
| ECUADOR | 1956 | Commission for Educational Exchange Between the United States of America and Ecuador |
| EGYPT | 1949 | The Binational Fulbright Commission in Egypt |
| FINLAND | 1952 | Fulbright Finland Foundation |
| FRANCE | 1948 | Franco-American Commission for Educational Exchange |
| GERMANY | 1952 | German-American Fulbright Commission |
| GREECE | 1948 | U.S. Educational Foundation in Greece |
| HUNGARY | 1992 | Hungarian-American Commission for Educational Exchange |
| ICELAND | 1957 | Iceland-United States Educational Commission |
| INDIA | 1950 | United States-India Educational Foundation |
| INDONESIA | 1992 | American-Indonesian Exchange Foundation |
| IRELAND | 1957 | The Ireland-United States Commission for Educational Exchange |
| ISRAEL | 1956 | U.S.-Israel Educational Foundation |
| ITALY | 1948 | The U.S.-Italy Fulbright Commission |

SWEDEN

70

IRELAND

65

FINLAND

70

FINLAND | 70 YEARS



In May 2022, the Ministry for Foreign Affairs of Finland hosted the Fulbright Finland Foundation Award Ceremony and Reception in honor of the 70th anniversary of the signing of the Fulbright Agreement between the Governments of Finland and the United States of America at the Helsinki City Hall. During the ceremony, 2021–2022 U.S. Fulbright Graduate Student Alyssa Rodriguez played her own composition “Uncertain Times” with the nyckelharpa.

ICELAND | 65 YEARS



Fulbright Iceland commemorated the 65th anniversary of the Program with a tree planting event with alumni and current participants.

COLOMBIA | 65 YEARS



Fulbright Colombia’s 65th anniversary celebration in Bogotá

INDONESIA | 30 YEARS



Assistant Secretary of State for Educational and Cultural Affairs Lee Satterfield and Secretary General of the Indonesian Ministry of Education, Culture, Research, and Technology Ibu Suharti signed an agreement to strengthen the Fulbright Program in Indonesia as part of the 70th anniversary of the Fulbright Program in Indonesia and 30th year of the Fulbright Commission in Indonesia celebrations.

BINATIONAL EDUCATIONAL FOUNDATIONS AND COMMISSIONS

| COUNTRY | AGREEMENT SIGNED | BINATIONAL EDUCATIONAL FOUNDATION/COMMISSION |
|---------------------------|------------------|--|
| JAPAN | 1951 | Japan-United States Educational Commission |
| JORDAN | 1993 | Jordanian-American Commission for Educational Exchange |
| KOREA, THE REPUBLIC OF | 1950 | Korean-American Educational Commission |
| MALAYSIA | 1963 | Malaysian-American Commission on Educational Exchange |
| MEXICO | 1990 | U.S.-Mexico Commission for Educational and Cultural Exchange |
| MOROCCO | 1982 | Moroccan-American Commission for Educational and Cultural Exchange |
| NEPAL | 1961 | Commission for Educational Exchange Between the United States and Nepal |
| NETHERLANDS | 1949 | Fulbright Commission the Netherlands |
| NEW ZEALAND | 1948 | New Zealand-United States Educational Foundation |
| NORWAY | 1949 | U.S.-Norway Fulbright Foundation for Educational Exchange |
| PAKISTAN | 1950 | United States Educational Foundation in Pakistan |
| PERU | 1956 | Commission for Educational Exchange Between the United States and Peru |
| THE PHILIPPINES | 1948 | Philippine-American Educational Foundation |
| POLAND | 1995 | Polish-U.S. Fulbright Commission |
| PORTUGAL | 1960 | Luso-American Educational Commission |
| ROMANIA | 1992 | Romanian-U.S. Fulbright Commission |
| SLOVAK REPUBLIC | 1994 | J. William Fulbright Commission for Educational Exchange in the Slovak Republic |
| SPAIN | 1958 | Commission for Cultural, Educational and Scientific Exchange Between the United States and Spain |
| SRI LANKA | 1952 | United States-Sri Lanka Fulbright Commission |
| SWEDEN | 1952 | Commission for Educational Exchange Between the United States and Sweden |
| TAIWAN* | 1957 | Foundation for Scholarly Exchange |
| THAILAND | 1950 | Thailand-U.S. Educational Foundation |
| TURKEY | 1949 | Commission for Educational Exchange Between the United States of America and Turkey |
| UNITED KINGDOM | 1948 | United States-United Kingdom Fulbright Commission |
| URUGUAY | 1960 | Commission for Educational Exchange Between Uruguay and the United States |

**The United States recognizes the Government of the People's Republic of China as the sole legal government of China. Within this context, the United States maintains unofficial relations with the people of Taiwan.*

VIETNAM

30

TAIWAN

65

HUNGARY | 30 YEARS

BRAZIL

65

MOROCCO

40

SRI LANKA | 70 YEARS



Sri Lanka President Ranil Wickremesinghe delivered remarks at an event marking the 70th anniversary of the Fulbright Program in Sri Lanka.

GERMANY | 70 YEARS



The German-American Fulbright Commission commemorated the 70th anniversary of the Program with an alumni event and discussion at Cologne City Hall.

JAPAN | 70 YEARS



Professor Emeritus Iino Masako, President of the Fulbright Alumni Association of Japan, delivered remarks at the ceremony commemorating the 70th anniversary of the Fulbright Program in Japan. Their Majesties, the Emperor and Empress of Japan were seated at the table.

YEAR IN REVIEW

DIVERSE INSTITUTIONS HELPED INCREASE ACCESS TO FULBRIGHT OPPORTUNITIES

Strong participation by Minority Serving institutions is critical to fully representing the diversity of the United States in the U.S. government's flagship international exchange program. In 2022, Fulbright conducted its annual initiatives to promote engagement by Historically Black Colleges and Universities (HBCUs) and Hispanic-Serving Institutions (HSIs), recognizing institutional leaders, and providing resources in the form of virtual workshops and materials.

Historically Black College and University Institutional Leaders

The U.S. Department of State's Bureau of Educational and Cultural Affairs (ECA) named 19 HBCUs as Fulbright HBCU Institutional Leaders, recognizing them for sending U.S. Fulbright students and scholars abroad, hosting international Fulbrighters, and engaging with the Program on campus in the 2020–2021 and 2021–2022 academic years.

The announcement coincided with the White House Initiative on HBCUs' National HBCU Week Conference, and included a collaboration with Watch The Yard, a platform for Black Greek life created by Fulbright alum Jonathan Rabb.

"Something you get from the Humphrey Fellowship Programs is to be able to discuss issues, meet people, and shape current society and the future. As a former politician, the opportunity to interact with students and Fellows from other countries and to expand my outreach and network was the biggest value to me."

DATO SRI MUSTAPA MOHAMED, MALAYSIA,

1980–1981, BOSTON UNIVERSITY, FORMER MINISTER IN THE DEPARTMENT OF ECONOMY



Hispanic-Serving Institution Leaders

ECA recognized 43 HSIs as 2022 Fulbright HSI Leaders for their noteworthy engagement with the Fulbright Program during the 2021–2022 academic year.

ECA Deputy Assistant Secretary for Academic Programs Ethan Rosenzweig made the announcement during the annual conference of the Hispanic Association of Colleges and Universities (HACU).

The Department also announced the renewal of its Memorandum of Understanding to support cooperation with HACU to expand opportunities for member institutions and the students they serve.



"I work with women in Pakistan, especially those working in rural development and agriculture, and how to mitigate climate change issues... I learned a lot of strategies and methodologies in the U.S. — how to highlight the role of women in agriculture and how to convince policy makers to allocate budget and policies for them so we can maximize the development of Pakistan. Gender equality is the solution for so many problems in Pakistan."

SUMARIA ISHFAQ, PAKISTAN,
2017–2018, HUMPHREY FELLOW,
CORNELL UNIVERSITY, GENDER
SPECIALIST AT WINROCK INTERNATIONAL



FULBRIGHT STORIES



Fulbright-Hays DDRA Fellow Sudan Kariuki in Kenya



U.S. Ambassador to Kosovo, Jeffrey M. Hovenier (center), with five members of the United States-Kosovo Educational Exchange Board, founded in 2021, for the purpose of increasing mutual understanding and advancing relations between the people of the United States and Kosovo through educational exchange.

Joannah Peterson, Ph.D.

Fulbright-Hays Faculty Research Abroad Fellow and Assistant Professor of Japanese at the University of Kentucky

“My Fulbright-Hays Faculty Research Abroad fellowship in Tokyo, Japan, has allowed me to meet an exciting cohort of Japanese scholars of literature, gender studies, and visual culture, all of whom greatly expanded my way of thinking on many aspects of Japanese culture. Furthermore, these scholars have guided me in the research that will allow me to complete my upcoming book, *Embodying Imperial Figures in Heian Japan*. In addition, during my time in Japan, NHK began broadcasting a historical drama TV series that reimagined the most famous Heian writer, *The Tale of Genji* author Murasaki Shikibu. By a happy coincidence, this overlapped with my research on picture scrolls and literary texts from the 11th to 13th centuries, showing me that the process of embodying figures from the past continues to shape cultural production today.”

Anne Hayes, Ph.D.

Fulbright-Hays Group Project Abroad, Project Director

Bennett College, a historically Black liberal arts college for women located in North Carolina, utilized their Fulbright-Hays Group Project Abroad grant to fund a “Women and Democracy” symposium in Morocco. The 30-day symposium in Morocco included six Bennett College and six Guilford County Middle College faculty members and administrators. Program leadership was particularly proud of the variety of participants in the symposium, including an English teacher, a psychologist, two social studies teachers, a political scientist/lawyer/trained mediator, a life sciences teacher, a social worker, a Spanish teacher, a veteran principal, a fluent French-speaker and archaeologist, and an interdisciplinary studies faculty member.

THE FULBRIGHT PROGRAM CREATES CONNECTIONS IN A COMPLEX AND CHANGING WORLD. FULBRIGHT OFFERS UNPARALLELED INTERNATIONAL AND CULTURAL EXCHANGE EXPERIENCES TO FOSTER MUTUAL UNDERSTANDING, ADVANCE KNOWLEDGE ACROSS COMMUNITIES, AND IMPROVE LIVES AROUND THE GLOBE.



FULBRIGHT STORIES



Fulbright Teacher from West Virginia Ignites Cross-Border Passions for STEAM

Fulbright Teacher Tiffany Pace, an elementary STEAM teacher from West Virginia, traveled to Uruguay to explore science teaching methods and expand global connections in science for her elementary school students. Her experience set the stage for a virtual exchange between her classroom and students she met in Uruguay. Tiffany kick-started her virtual project with a \$60,000 grant she won from the Central Intelligence Agency's Mission Possible: Makerspace Nation competition to promote early STEM education, which she used to acquire laptops for her students and set up a coding lab at her school. Tiffany is a 2020 Presidential Award for Excellence in Mathematics and Science Teaching winner, a National Geographic Educator, and an Executive Board Member on the West Virginia Science Teachers Association. A West Virginia native, Tiffany is passionate about creating opportunities for her students to collaborate across borders on global issues, explaining, "We want our students to see they don't have to wait until they're older to become world-changers. They can change the world today."


John Wagner Givens

Fulbright-Hays Seminars Abroad participant to Taiwan, and Associate Professor of International Studies at Spelman College

"The itinerary curated for us was incredibly varied, providing a well-rounded and comprehensive understanding of Taiwan's politics, history, culture, and contemporary issues. Throughout the trip, we were privileged to attend numerous lectures from distinguished scholars and experts in various fields. One of the highlights of the trip was the 'Island of Freedom and Equality' seminar, focusing on women's empowerment and LGBTQ+ rights in Taiwan. The presence of renowned activists like Yu Mei-Nu and Jennifer Lu inspired us all and illuminated the significant strides Taiwan has made in promoting gender equality and LGBTQ+ rights. As an educator in international studies, I am excited to share my newfound knowledge and experiences with my students, colleagues, and peers. The first-hand exposure to Taiwan's democratic values and achievements in areas like gender equality and LGBTQ+ rights will serve as a potent non-Western example for our students to contemplate and learn from."

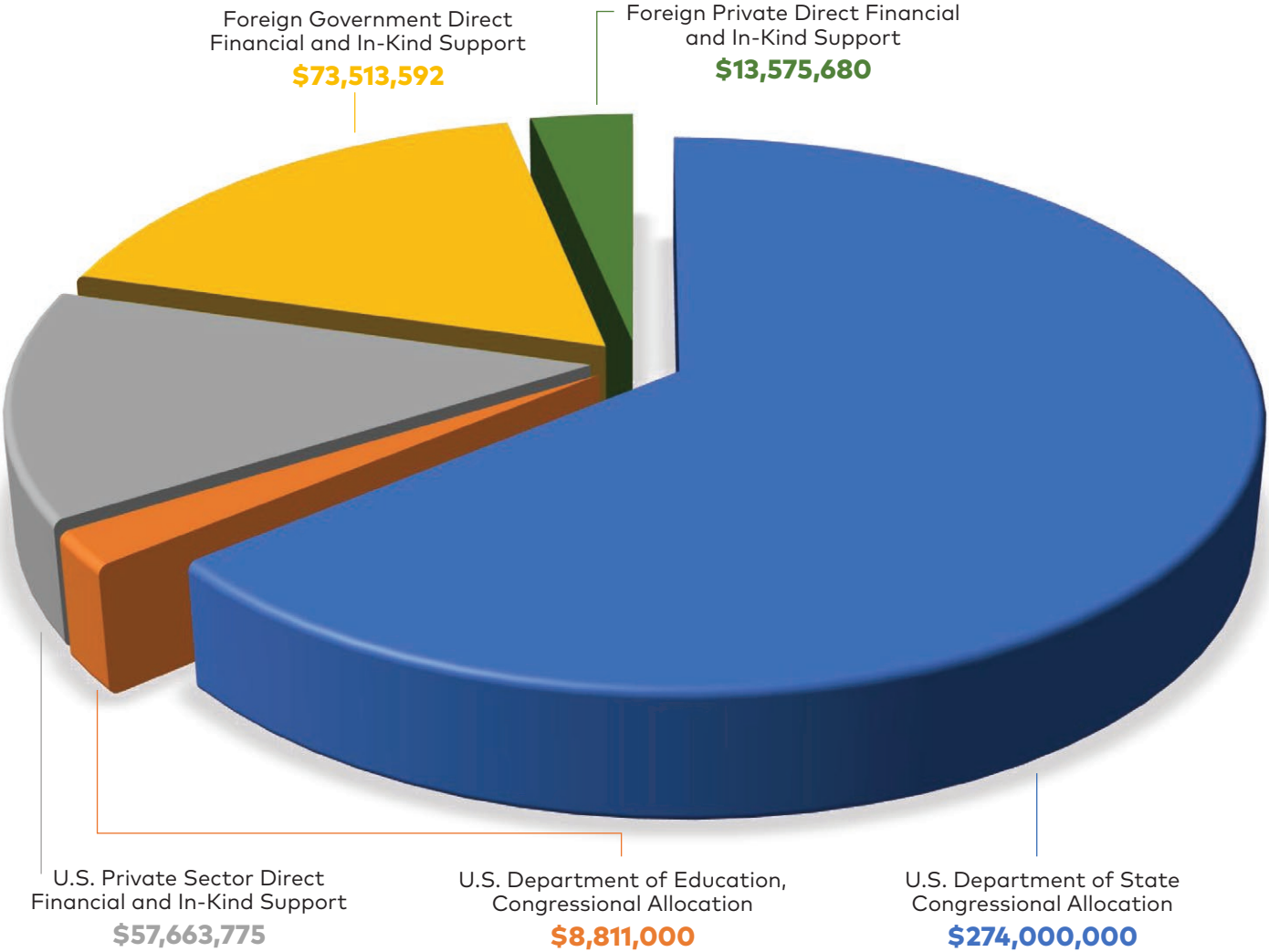
From Virtual Schooling to Crop Production: The Impact of One Biology Teacher in Rural India

Sudha Prasad teaches 11th and 12th grade biology at St. Joseph of Cluny Public School in rural Neyveli, Tamil Nadu. Her 2019 Fulbright exchange at Appalachian State University in North Carolina allowed her to improve her IT skills, and Sudha was inspired to start the “Global School Series,” which connected her students with other Fulbrighters’ students in Azerbaijan, Nigeria, Sri Lanka, and Tunisia for cultural exchange webinars. Since returning home from the Program, Sudha has conducted technology seminars with peers, and this new knowledge allowed the entire school to offer uninterrupted online teaching during the pandemic. Her leadership in instruction extends outside the school as well: Sudha organized free trainings for local farmers on low-cost hydroponics, which enabled them to farm more efficiently without worrying about temperatures, pests, or wasting water. In May 2022, India’s Center for Education Development Foundation presented Sudha with the 2022 Sushma Swaraj Women Icon Award for her contributions to education.



FULBRIGHT BY THE NUMBERS

FISCAL YEAR 2021





TOTAL
FULBRIGHT
FUNDING IN
FISCAL
YEAR 2021

\$428,207,534

FULBRIGHT BY THE NUMBERS

FULBRIGHTERS ACROSS THE U.S.

| STATE | U.S. GRANTEES | FOREIGN GRANTEES | TOTAL |
|----------------------|---------------|------------------|-------|
| Alabama | 28 | 26 | 54 |
| Alaska | 6 | 3 | 9 |
| Arizona | 30 | 111 | 141 |
| Arkansas | 11 | 49 | 60 |
| California | 259 | 402 | 661 |
| Colorado | 46 | 77 | 123 |
| Connecticut | 39 | 82 | 121 |
| Delaware | 3 | 11 | 14 |
| District of Columbia | 24 | 87 | 111 |
| Florida | 83 | 164 | 247 |
| Georgia | 70 | 148 | 218 |
| Guam | 1 | 0 | 1 |
| Hawaii | 17 | 12 | 29 |
| Idaho | 13 | 4 | 17 |
| Illinois | 112 | 228 | 340 |
| Indiana | 51 | 96 | 147 |
| Iowa | 25 | 37 | 62 |
| Kansas | 13 | 33 | 46 |
| Kentucky | 32 | 22 | 54 |
| Louisiana | 13 | 23 | 36 |
| Maine | 7 | 8 | 15 |
| Maryland | 74 | 86 | 160 |
| Massachusetts | 109 | 434 | 543 |
| Michigan | 57 | 128 | 185 |
| Minnesota | 50 | 79 | 129 |
| Mississippi | 9 | 16 | 25 |
| Missouri | 27 | 66 | 93 |
| Montana | 10 | 26 | 36 |

| STATE | U.S. GRANTEES | FOREIGN GRANTEES | TOTAL |
|--------------------|---------------|------------------|--------------|
| N. Mariana Islands | 0 | 0 | 0 |
| Nebraska | 15 | 36 | 51 |
| Nevada | 6 | 29 | 35 |
| New Hampshire | 18 | 20 | 38 |
| New Jersey | 74 | 53 | 127 |
| New Mexico | 11 | 12 | 23 |
| New York | 210 | 585 | 795 |
| North Carolina | 51 | 122 | 173 |
| North Dakota | 5 | 3 | 8 |
| Ohio | 69 | 110 | 179 |
| Oklahoma | 5 | 17 | 22 |
| Oregon | 38 | 52 | 90 |
| Pennsylvania | 109 | 228 | 337 |
| Puerto Rico | 4 | 0 | 4 |
| Rhode Island | 21 | 20 | 41 |
| South Carolina | 18 | 22 | 40 |
| South Dakota | 3 | 3 | 6 |
| Tennessee | 28 | 34 | 62 |
| Texas | 106 | 171 | 277 |
| Utah | 19 | 23 | 42 |
| Vermont | 19 | 5 | 24 |
| Virgin Islands | 0 | 0 | 0 |
| Virginia | 77 | 78 | 155 |
| Washington | 47 | 93 | 140 |
| West Virginia | 5 | 14 | 19 |
| Wisconsin | 26 | 69 | 95 |
| Wyoming | 4 | 3 | 7 |
| TOTAL | 2,207 | 4,260 | 6,467 |

FULBRIGHT BY THE NUMBERS

FOREIGN CONTRIBUTIONS TO FULBRIGHT STUDENT AND SCHOLAR PROGRAMS

| | FY 2021 FOREIGN GOV'T CONTRIBUTIONS | FY 2021 FOREIGN PRIVATE CONTRIBUTIONS |
|---|---|---|
| AFRICA PROGRAMS | | |
| Non-Commission Programs * | | |
| Angola ^ | \$0 | \$0 |
| Benin ^ | \$0 | \$0 |
| Botswana ^ | \$0 | \$0 |
| Burkina Faso ^ | \$0 | \$0 |
| Cameroon ^ | \$0 | \$0 |
| Chad ^ | \$0 | \$0 |
| Comoros ^ | \$0 | \$0 |
| Congo-DRC ^ | \$0 | \$0 |
| Congo, Republic of ^ | \$0 | \$0 |
| Côte d'Ivoire ^ | \$0 | \$0 |
| Eswatini ^ | \$0 | \$0 |
| Ethiopia ^ | \$0 | \$0 |
| Ghana ^ | \$0 | \$0 |
| Guinea ^ | \$0 | \$0 |
| Kenya ^ | \$0 | \$0 |
| Lesotho ^ | \$0 | \$0 |
| Madagascar ^ | \$0 | \$0 |
| Malawi ^ | \$0 | \$0 |
| Mali ^ | \$0 | \$0 |
| Mauritania ^ | \$0 | \$0 |
| Mauritius ^ | \$0 | \$0 |
| Mozambique ^ | \$0 | \$0 |
| Namibia ^ | \$0 | \$0 |
| Niger ^ | \$0 | \$0 |
| Nigeria ^ | \$0 | \$0 |
| Rwanda ^ | \$0 | \$0 |
| Senegal ^ | \$0 | \$0 |
| Seychelles | \$0 | \$0 |
| Sierra Leone ^ | \$0 | \$0 |
| South Africa | \$85,999 | \$0 |
| South Sudan^ | \$0 | \$0 |
| Sudan ^ | \$0 | \$0 |
| Tanzania ^ | \$0 | \$0 |
| Togo ^ | \$0 | \$0 |
| Uganda ^ | \$0 | \$0 |
| Zambia ^ | \$0 | \$0 |
| Zimbabwe | \$0 | \$0 |
| AF TOTAL | \$85,999 | \$0 |
| EAST ASIA & PACIFIC PROGRAMS | | |
| Commission Programs | | |
| Australia | \$990,997 | \$3,763,716 |
| Indonesia | \$2,027,156 | \$0 |
| Japan | \$2,750,000 | \$324,074 |
| Korea | \$4,434,340 | \$536,616 |
| Malaysia | \$49,250 | \$0 |
| New Zealand | \$1,525,531 | \$0 |
| Philippines | \$233,777 | \$629 |
| Taiwan | \$3,922,078 | \$605,182 |
| Thailand | \$508,408 | \$0 |

| | FY 2021 FOREIGN GOV'T CONTRIBUTIONS | FY 2021 FOREIGN PRIVATE CONTRIBUTIONS |
|--|---|---|
| Non-Commission Programs * | | |
| ASEAN Initiative (Brunei, Burma, Cambodia, Indonesia, Laos, Malaysia, Philippines, Singapore, Thailand, Vietnam) | \$0 | \$0 |
| Brunei | \$0 | \$0 |
| Burma | \$0 | \$0 |
| Cambodia | \$0 | \$0 |
| Fiji ^ | \$0 | \$0 |
| Hong Kong/Macau | \$0 | \$0 |
| Kiribati ^ | \$0 | \$0 |
| Laos | \$0 | \$0 |
| Mongolia | \$468,560 | \$0 |
| Nauru ^ | \$0 | \$0 |
| Papua New Guinea ^ | \$0 | \$0 |
| People's Republic of China | \$0 | \$0 |
| Samoa ^ | \$0 | \$0 |
| Singapore | \$183,000 | \$0 |
| Solomon Islands ^ | \$0 | \$0 |
| Timor-Leste (East Timor) | \$0 | \$0 |
| Tonga ^ | \$0 | \$0 |
| Tuvalu ^ | \$0 | \$0 |
| Vanuatu ^ | \$0 | \$0 |
| Vietnam | \$0 | \$0 |
| EAP TOTAL | \$17,093,097 | \$5,230,217 |
| EUROPE & EURASIA PROGRAMS | | |
| Commission Programs | | |
| Austria | \$928,277 | \$489,559 |
| Belgium/EU | \$476,511 | \$14,147 |
| Belgium/Luxembourg | \$315,213 | \$184,386 |
| Bulgaria | \$174,000 | \$40,330 |
| Czech Republic | \$1,535,135 | \$0 |
| Denmark | \$484,039 | \$35,156 |
| Finland | \$481,703 | \$617,184 |
| France | \$1,338,880 | \$51,365 |
| Germany | \$4,812,370 | \$28,253 |
| Greece | \$25,412 | \$222,409 |
| Hungary | \$500,000 | \$109,166 |
| Iceland | \$318,363 | \$0 |
| Ireland | \$680,763 | \$0 |
| Italy | \$760,481 | \$163,271 |
| Netherlands | \$427,907 | \$461,370 |
| Norway | \$1,324,984 | \$0 |
| Poland | \$697,112 | \$0 |
| Portugal | \$323,896 | \$78,622 |
| Romania | \$825,714 | \$0 |
| Slovak Republic | \$213,285 | \$0 |
| Spain | \$6,301,020 | \$896,225 |
| Sweden | \$470,588 | \$539,425 |
| Turkey | \$925,535 | \$0 |
| United Kingdom | \$2,807,514 | \$526,382 |
| Non-Commission Programs * | | |
| Albania | \$150,000 | \$0 |
| Andorra | \$113,000 | \$0 |
| Armenia | \$0 | \$0 |
| Azerbaijan | \$0 | \$0 |
| Belarus | \$0 | \$0 |
| Bosnia and Herzegovina | \$0 | \$0 |
| Croatia | \$0 | \$0 |
| Cyprus | \$0 | \$0 |

| | FY 2021 FOREIGN GOV'T CONTRIBUTIONS | FY 2021 FOREIGN PRIVATE CONTRIBUTIONS |
|--|---|---|
| Estonia | \$35,210 | \$0 |
| Georgia | \$200,000 | \$200,000 |
| Kosovo | \$300,000 | \$0 |
| Latvia | \$6,406 | \$0 |
| Lithuania | \$7,074 | \$0 |
| Malta | \$8,500 | \$0 |
| Moldova | \$0 | \$0 |
| Montenegro | \$0 | \$0 |
| North Macedonia | \$150,000 | \$0 |
| Russia | \$0 | \$0 |
| Serbia | \$50,000 | \$0 |
| Slovenia | \$180,301 | \$0 |
| Switzerland | \$106,666 | \$0 |
| Ukraine | \$0 | \$0 |
| EUR TOTAL | \$28,455,859 | \$4,657,250 |
| NEAR EAST ASIA PROGRAMS | | |
| Commission Programs | | |
| Egypt | \$0 | \$0 |
| Israel | \$992,109 | \$248,754 |
| Jordan | \$100,000 | \$498,635 |
| Morocco | \$800,000 | \$27,639 |
| Non-Commission Programs * | | |
| Algeria | \$0 | \$0 |
| Bahrain | \$0 | \$0 |
| Iraq | \$0 | \$0 |
| Kuwait | \$6,000 | \$0 |
| Lebanon | \$0 | \$0 |
| Libya | \$0 | \$0 |
| Oman | \$0 | \$0 |
| Palestinian Territories | \$0 | \$0 |
| Qatar | \$0 | \$0 |
| Saudi Arabia | \$0 | \$0 |
| Tunisia | \$0 | \$0 |
| United Arab Emirates | \$0 | \$0 |
| Yemen | \$0 | \$0 |
| NEA TOTAL | \$1,898,109 | \$775,028 |
| SOUTH & CENTRAL ASIA PROGRAMS | | |
| Commission Programs | | |
| India | \$2,922,340 | \$564,676 |
| Nepal | \$9,390 | \$42,280 |
| Pakistan | \$3,294,266 | \$225,349 |
| Sri Lanka | \$0 | \$29,689 |
| Non-Commission Programs * | | |
| Afghanistan | \$0 | \$0 |
| Bangladesh | \$0 | \$0 |
| Bhutan | \$0 | \$0 |
| Kazakhstan | \$0 | \$0 |
| Kyrgyz Republic | \$0 | \$0 |
| Maldives | \$0 | \$0 |
| Tajikistan | \$0 | \$0 |
| Turkmenistan | \$0 | \$0 |
| Uzbekistan | \$0 | \$0 |
| SCA TOTAL | \$6,225,996 | \$861,994 |

| | FY 2021 FOREIGN GOV'T CONTRIBUTIONS | FY 2021 FOREIGN PRIVATE CONTRIBUTIONS |
|------------------------------------|---|---|
| WESTERN HEMISPHERE PROGRAMS | | |
| Commission Programs | | |
| Argentina | \$960,200 | \$117,000 |
| Brazil | \$4,332,785 | \$282,766 |
| Canada | \$850,000 | \$913,500 |
| Chile | \$3,423,539 | \$55,000 |
| Colombia | \$6,161,712 | \$81,800 |
| Ecuador | \$44,655 | \$394,991 |
| Mexico | \$2,325,642 | \$17,431 |
| Peru | \$0 | \$46,436 |
| Uruguay | \$287,430 | \$0 |
| Non-Commission Programs * | | |
| Antigua and Barbuda ^ | \$0 | \$0 |
| Bahamas ^ | \$0 | \$0 |
| Barbados ^ | \$0 | \$0 |
| Belize ^ | \$0 | \$0 |
| Bolivia | \$0 | \$0 |
| Costa Rica ^ | \$0 | \$0 |
| Dominica | \$0 | \$0 |
| Dominican Republic ^ | \$483,085 | \$0 |
| El Salvador ^ | \$0 | \$0 |
| Grenada ^ | \$0 | \$0 |
| Guatemala ^ | \$0 | \$0 |
| Guyana ^ | \$0 | \$0 |
| Haiti ^ | \$0 | \$0 |
| Honduras ^ | \$0 | \$142,267 |
| Jamaica ^ | \$0 | \$0 |
| Nicaragua ^ | \$0 | \$0 |
| Panama ^ | \$488,698 | \$0 |
| Paraguay | \$396,786 | \$0 |
| St. Kitts and Nevis ^ | \$0 | \$0 |
| St. Lucia ^ | \$0 | \$0 |
| St. Vincent and the Grenadines ^ | \$0 | \$0 |
| Suriname ^ | \$0 | \$0 |
| Trinidad and Tobago ^ | \$0 | \$0 |
| Venezuela | \$0 | \$0 |
| WHA TOTAL | \$19,754,532 | \$2,051,191 |
| WORLDWIDE TOTAL | \$73,513,592 | \$13,575,680 |

* Program costs in many non-Commission countries vary year-to-year. Generally, these costs are based on the number of grantees and the funds available, not an actual country allocation.

^ Program costs for countries participating in these regional programs vary year-to-year. Costs are listed for countries with grantees in FY 2021.

FULBRIGHT BY THE NUMBERS

GRANTS TO FOREIGN NATIONALS | FISCAL YEAR 2021-2022

| GRANT TYPE | AFRICA | EAST ASIA & PACIFIC | EUROPE & EURASIA | NEAR EAST ASIA | SOUTH & CENTRAL ASIA | WESTERN HEMISPHERE | TOTAL |
|----------------------------|------------|---------------------|------------------|----------------|----------------------|--------------------|--------------|
| Students | 225 | 579 | 973 | 317 | 387 | 794 | 3,275 |
| Research Scholars | 40 | 110 | 219 | 43 | 69 | 69 | 550 |
| Lecturing Scholars | 1 | 5 | 25 | 15 | 6 | 8 | 60 |
| Teacher Exchange | 50 | 34 | 57 | 23 | 38 | 41 | 243 |
| Seminars | - | - | - | - | - | - | 0 |
| Hubert H. Humphrey Program | 28 | 15 | 20 | 20 | 23 | 26 | 132 |
| TOTAL | 344 | 743 | 1,294 | 418 | 523 | 938 | 4,260 |

GRANTS TO U.S. CITIZENS | FISCAL YEAR 2021-2022

| GRANT TYPE | AFRICA | EAST ASIA & PACIFIC | EUROPE & EURASIA | NEAR EAST ASIA | SOUTH & CENTRAL ASIA | WESTERN HEMISPHERE | TOTAL |
|--------------------|------------|---------------------|------------------|----------------|----------------------|--------------------|--------------|
| Students | 52 | 378 | 638 | 19 | 68 | 163 | 1,318 |
| Research Scholars | 12 | 40 | 116 | 21 | 30 | 62 | 281 |
| Lecturing Scholars | 37 | 38 | 145 | 12 | 25 | 42 | 299 |
| Specialists | 23 | 16 | 78 | 8 | 9 | 34 | 168 |
| Seminars | - | 17 | 11 | - | - | - | 28 |
| Teacher Exchange | 17 | 14 | 34 | 4 | 17 | 27 | 113 |
| TOTAL | 141 | 503 | 1,022 | 64 | 149 | 328 | 2,207 |

| | | | | | | | |
|-------------------------------|------------|--------------|--------------|------------|------------|--------------|--------------|
| TOTAL U.S. AND FOREIGN | 485 | 1,246 | 2,316 | 482 | 672 | 1,266 | 6,467 |
|-------------------------------|------------|--------------|--------------|------------|------------|--------------|--------------|



Harry Truong, Fulbright English Teaching Assistant in 2022, began the Fulbright alumnus journey at Lũng Cú Flag Tower, a symbol of Vietnam's sovereignty located at the northernmost point of the country.



U.S. DEPARTMENT OF STATE
BUREAU OF EDUCATIONAL AND CULTURAL AFFAIRS
WASHINGTON, D.C. 20522

